

Welcome to Year 6



by Mr Craggs



A Little About Me

About Me

- My name is Mr Craggs
- I have been teaching for 6 years
- Last year was my first year in Year 6
- I am a calm, patient and friendly person
- I love teaching everything in primary – it's full of variety!

Education

- I went to two primary schools:
 - St Nicholas in Kenilworth (R-Y4)
 - Osbournby in Lincolnshire (Y5-Y6)
- I went to secondary school at St Georges in Lincolnshire.
- I studied Sport and PE at the University of Bedfordshire
- I studied teaching at Newman University

Hi everyone!

I am very excited to meet all of you amazing people properly in September. I have made this little PowerPoint so you can get to know me a little bit. I hope it makes you feel a little more confident for next year 😊



My Family

- My family are my inspiration. My Mum (first picture) and Dad (second picture) both supported me in my journey to becoming a teacher.
- My grandad (third picture) is also a huge hero of mine. He taught me so much, like; how to tie my shoelaces, and how to play golf. He also taught me how to be a well-mannered and grateful person.
- My sister, whose name is Scotia, is also my hero as she works for the NHS!



Mum and I



Dad and I




Grandad and I



My Sister and I

My Hobbies

- I love to play football for my team (Coventrians FC) on a Saturday.
- I also love to support my local football team (Coventry City)
- I love reading books, especially fiction! My favourite book is Orphans of the Tide by Struan Murray – this is a **must read** in Year 6!
- I even combined both of my favourite hobbies, by reading at a football match!




When I Was in School

- I started my school life in Kenilworth, at a school called St Nicholas.
- When I was in school, I loved being able to learn about all the interesting topics my teachers taught me.
- I remember learning about the Tudors, and having to build a model Tudor house using matchsticks!
- I loved playing for the school sports teams. I always tried my best to represent the school in the best way I could (we were sponsored by Snickers – mmmmmmm)

Favourite Subject: PE

Favourite Teacher: Mrs Griggs (Y6)




Fun Facts About Me

- I have completed 3 half marathons (13.1 miles each) in Coventry, Birmingham and Cheltenham.
- My favourite food is pizza, but I only eat it once a month to keep a balanced diet.
- My sporting hero is David Beckham. I grew up watching him play for Manchester United, Real Madrid and PSG. He is the best free kick taker I have ever seen!



In the Year 6 Classroom


Likes 	Dislikes 	Why?
A tidy, organised environment.	A messy, disorganised environment.	We all work best when our environment is tidy. Having organised trays, desks and other areas means we can access things quickly, and maximise our learning opportunities.
A polite and courteous atmosphere.	An impolite and rude atmosphere.	Manners cost nothing. Saying please and thankyou will get you a long way in life. When somebody asks you how you are, ask them back. These little things never go unnoticed 😊
A calm, respectful and supportive atmosphere.	A noisy, rude and unsupportive atmosphere.	We are all here to learn. Helping each other is a beautiful way of showing we care. Learning happens best when we are calm, collected and focused.
Hard work and resilience.	"I won't do it!"	We all find things difficult. But, with support, resilience and a "can do" attitude, we can achieve anything! All work needs to be completed to the best of your ability, to ensure you are giving yourself the best chance in life.
The best work	Half-hearted work	I will always ask you to "do your best". That is the only way you can maximise your learning. Your best work will be celebrated and displayed in our classroom. Anything below your best, I will ask you to retry it so you can prove to yourself how good you are.

How to prepare for Year 6 over the summer holidays.

Our first topic will be the Ancient Greeks. So why not attempt a POWer Project to help you learn some important information about Greek Myths and cultures.

Recap and revise the Year 3 and 4 spellings. Choose 5 a day to practice. Don't forget to **Look, Say, Cover, Write.** Practice make perfect!

prospectus



3 POWer Points:

Develop your creativity:

- Make a story map/ storyboard/ comic strip to tell a known Greek myth.
- Design your own mythical creature.
- Make a model of a mythical creature
- Design your own hero/ heroine
- Write your own Green myth with your own characters.
- Create a puppet show theatre for a Greek myth

2 POWer Points:


Mathematical skills:

- Create a labyrinth. Show units of measure.
- Design a 'Snakes and Ladders' style game for a Greek myth. Make character counters and a die for the game.
- Design a co-ordinates game based on the story of Trojan Horse.

This half term's POWer Project is:

'Greek myths'

HAND IN BY: Beginning of Year 6



1 POWer Point

Explore:

- <http://www.storynory.com/category/educational-and-entertaining-stories/greek-myths/>
- <http://www.storynory.com/category/educational-and-entertaining-stories/greek-myths/>

2 POWer Points:

Research skills:

- Research one Greek myth that particularly interests you.
- Design a magazine to tell the story. Add games and quizzes to test the reader!

Choose projects to achieve your minimum **5 POWer Points.**

By all means go over 5points!

Tick off what you have completed to achieve your points.

Use this list for *ideas* and to *check* your spelling!

accident	century	experiment	interest	particular	remember
accidentally	certain	extreme	island	peculiar	sentence
actual	circle	famous	knowledge	perhaps	separate
actually	complete	favourite	learn	popular	special
address	consider	February	length	position	straight
answer	continue	forward(s)	library	possess	strange
appear	decide	fruit	material	possession	strength
arrive	describe	grammar	medicine	possible	suppose
believe	different	group	mention	potatoes	surprise
bicycle	difficult	guard	minute	pressure	therefore
breath	disappear	guide	natural	probably	though
breathe	early	heard	naughty	promise	(although)
build	earth	heart	notice	purpose	thought
busy	eight	height	occasion	quarter	through
business	eighth	history	occasionally	question	various
calendar	enough	imagine	often	recent	weight
caught	exercise	increase	opposite	regular	woman
centre	experience	important	ordinary	reign	women

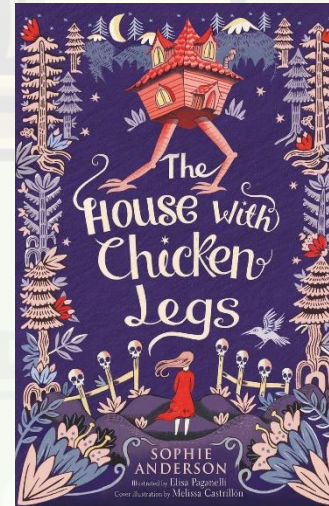
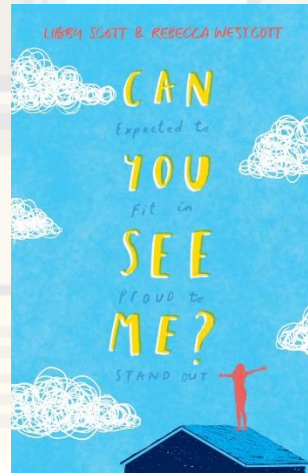



Recap and revise your times tables. These are very important in Year 6. You need to be fluent, confident and quick with your times tables to make sure you can move on to more complicated Maths.





TTRockstars is a really fun way to practice and perfect your times tables!

1 times table $1 \times 1 = 1$ $2 \times 1 = 2$ $3 \times 1 = 3$ $4 \times 1 = 4$ $5 \times 1 = 5$ $6 \times 1 = 6$ $7 \times 1 = 7$ $8 \times 1 = 8$ $9 \times 1 = 9$ $10 \times 1 = 10$ $11 \times 1 = 11$ $12 \times 1 = 12$	2 times table $1 \times 2 = 2$ $2 \times 2 = 4$ $3 \times 2 = 6$ $4 \times 2 = 8$ $5 \times 2 = 10$ $6 \times 2 = 12$ $7 \times 2 = 14$ $8 \times 2 = 16$ $9 \times 2 = 18$ $10 \times 2 = 20$ $11 \times 2 = 22$ $12 \times 2 = 24$	3 times table $1 \times 3 = 3$ $2 \times 3 = 6$ $3 \times 3 = 9$ $4 \times 3 = 12$ $5 \times 3 = 15$ $6 \times 3 = 18$ $7 \times 3 = 21$ $8 \times 3 = 24$ $9 \times 3 = 27$ $10 \times 3 = 30$ $11 \times 3 = 33$ $12 \times 3 = 36$	4 times table $1 \times 4 = 4$ $2 \times 4 = 8$ $3 \times 4 = 12$ $4 \times 4 = 16$ $5 \times 4 = 20$ $6 \times 4 = 24$ $7 \times 4 = 28$ $8 \times 4 = 32$ $9 \times 4 = 36$ $10 \times 4 = 40$ $11 \times 4 = 44$ $12 \times 4 = 48$	5 times table $1 \times 5 = 5$ $2 \times 5 = 10$ $3 \times 5 = 15$ $4 \times 5 = 20$ $5 \times 5 = 25$ $6 \times 5 = 30$ $7 \times 5 = 35$ $8 \times 5 = 40$ $9 \times 5 = 45$ $10 \times 5 = 50$ $11 \times 5 = 55$ $12 \times 5 = 60$	6 times table $1 \times 6 = 6$ $2 \times 6 = 12$ $3 \times 6 = 18$ $4 \times 6 = 24$ $5 \times 6 = 30$ $6 \times 6 = 36$ $7 \times 6 = 42$ $8 \times 6 = 48$ $9 \times 6 = 54$ $10 \times 6 = 60$ $11 \times 6 = 66$ $12 \times 6 = 72$
7 times table $1 \times 7 = 7$ $2 \times 7 = 14$ $3 \times 7 = 21$ $4 \times 7 = 28$ $5 \times 7 = 35$ $6 \times 7 = 42$ $7 \times 7 = 49$ $8 \times 7 = 56$ $9 \times 7 = 63$ $10 \times 7 = 70$ $11 \times 7 = 77$ $12 \times 7 = 84$	8 times tables $1 \times 8 = 8$ $2 \times 8 = 16$ $3 \times 8 = 24$ $4 \times 8 = 32$ $5 \times 8 = 40$ $6 \times 8 = 48$ $7 \times 8 = 56$ $8 \times 8 = 64$ $9 \times 8 = 72$ $10 \times 8 = 80$ $11 \times 8 = 88$ $12 \times 8 = 96$	9 times tables $1 \times 9 = 9$ $2 \times 9 = 18$ $3 \times 9 = 27$ $4 \times 9 = 36$ $5 \times 9 = 45$ $6 \times 9 = 54$ $7 \times 9 = 63$ $8 \times 9 = 72$ $9 \times 9 = 81$ $10 \times 9 = 90$ $11 \times 9 = 99$ $12 \times 9 = 108$	10 times tables $1 \times 10 = 10$ $2 \times 10 = 20$ $3 \times 10 = 30$ $4 \times 10 = 40$ $5 \times 10 = 50$ $6 \times 10 = 60$ $7 \times 10 = 70$ $8 \times 10 = 80$ $9 \times 10 = 90$ $10 \times 10 = 100$ $11 \times 10 = 110$ $12 \times 10 = 120$	11 times tables $1 \times 11 = 11$ $2 \times 11 = 22$ $3 \times 11 = 33$ $4 \times 11 = 44$ $5 \times 11 = 55$ $6 \times 11 = 66$ $7 \times 11 = 77$ $8 \times 11 = 88$ $9 \times 11 = 99$ $10 \times 11 = 110$ $11 \times 11 = 121$ $12 \times 11 = 132$	12 times tables $1 \times 12 = 12$ $2 \times 12 = 24$ $3 \times 12 = 36$ $4 \times 12 = 48$ $5 \times 12 = 60$ $6 \times 12 = 72$ $7 \times 12 = 84$ $8 \times 12 = 96$ $9 \times 12 = 108$ $10 \times 12 = 120$ $11 \times 12 = 132$ $12 \times 12 = 144$

Books you should definitely read over the summer holidays! 😊



Mr Craggs is currently reading:



You can buy all of these books from any book shop, or even Amazon!



Take care of yourselves and your loved ones. Enjoy the summer holidays. Have fun. Relax. Exercise. Read. Play. Sleep. Keep your brain ticking by completing spellings, times tables and projects. Learn a new skill. Find a new hobby. Be kind. Be polite. Be the best that you can be. Be awesome!

See you soon 😊
Mr Craggs